

- d. Judge in charge of the scoreboard (trial-number-result).
- e. Judge in charge of the clock indicating to the athletes that they have a certain time to take their trial.
- f. Judge in charge of athletes.

Note (i): This is the traditional setting-up of the officials. In major competitions, where a data system and electronic scoreboards are available, specialised personnel are certainly required. To be clear in these cases, the progress and scoring of a Field Event is followed by both the recorder and by the data system.

Note (ii): Officials and equipment must be placed in such a way as not to obstruct the athlete's way nor impede the view of the spectators.

Note (iii): A space must be reserved for a wind-sock to indicate the wind direction and strength.

28. Pole Vault

Competition

- 28.1 Athletes may have the crossbar moved only in the direction of the landing area so that the edge of the crossbar nearest the athlete can be positioned at any point from that directly above the back end of the box to a point 80cm in the direction of the landing area.

An athlete shall, before the competition starts, inform the appropriate official of the position of the crossbar they require for their first trial and this position shall be recorded.

If subsequently an athlete wants to make any changes, they should immediately inform the appropriate official before the crossbar has been set in accordance with their initial wishes. Failure to do this shall lead to the start of their time limit.

Once the time for the trial has started, no further change in the position of the crossbar is allowed.

Note: A line, 10mm wide and of distinguishable colour, shall be drawn at right angles to the axis of the runway, in line with the back end of the box ("zero" line). A similar line, up to 50mm wide, shall appear on the surface of the landing area and be prolonged as far as the outside edge of the uprights. The edge of the line nearer to the approaching athlete coincides with the back end of the box.

- 28.2 An athlete fails if:

28.2.1 after the vault, the bar does not remain on both pegs because of the action of an athlete whilst vaulting; or

28.2.2 they touch the ground, including the landing area, beyond the vertical plane through the back end of the box with any part of their body or with the pole, without first clearing the bar; or

28.2.3 after leaving the ground, they place their lower hand above the upper one or move the upper hand higher on the pole; or

28.2.4 during the vault, they steady or replace the bar with their hand(s).

Note (i): It is not a failure if an athlete runs outside the white lines marking the runway at any point.

Note (ii): It is not a failure if the pole touches the landing mats, in the course of trial, after properly being planted in the box.

The following should be noted in applying and interpreting Rule 28.2 of the Technical Rules:

- a. the bar must be dislodged because of the action of the athlete “whilst vaulting”. So, if the athlete after correctly retrieving their pole (so as not to infringe Rule 28.4 of the Technical Rules) were then to hit the crossbar or the uprights with the pole so that it was dislodged, this would not amount to a failure since it was not because of the action of the athlete whilst vaulting, unless the crossbar was still moving and, as a result, the Judge had not yet raised the white flag;
- b. to take into account the effect of Note (ii) as there will be many occasions when the pole on bending will touch the landing area beyond the zero line;
- c. to be aware of the possibility that the athlete can actually take off in such a way that their body or the bend of the pole will break the vertical plane through the zero line but then they return to the runway without attempting to clear the bar. Provided that they have time left for their trial and they did not touch the ground beyond the zero line, they may continue with the trial. This also applies in cases where the athlete during the time for their trial is, for any reason, placing the pole in the box or otherwise through the vertical plane of the zero line and the pole touches the ground beyond the zero line, this is a failure;
- d. Judges must take particular care to detect whether any action prohibited under Rule 28.2.4 of the Technical Rules has occurred. Not only does it mean that the relevant Judge must keep an eye on the vaulter throughout the vault, but they must determine that such action was not merely incidental touching as the athlete cleared the bar. In general for Rule 28.2.4 of the Technical Rules to be applied there should be some direct action on behalf of the athlete to steady or replace the bar.
- e. there is a common practice where athletes return to the box after a trial (whether it is a clearance or failure) and place the pole in the box to check their take-off position. Provided this occurs after the trial is completed in accordance with Rule 25.8 of the Technical Rules and before the time for the next athlete’s trial begins and does not otherwise delay the conduct of the competition, it is allowed.

28.3 Athletes may, during the competition, place a substance on their hands or on the pole, in order to obtain a better grip. The use of gloves is permitted.

Whilst there is no prohibition on wearing gloves or the use of permitted substances on gloves this practice should be monitored by Referees in case the practice causes concern and gives rise to possible issue of unfair assistance.

28.4 After the release of the pole, no one including the athlete shall be allowed to touch the pole unless it is falling away from the bar or uprights. If it is touched, however, and the Referee is of the opinion that, but for the intervention, the bar would have been knocked off, the vault shall be recorded as a failure.

This is one of the few rules where behaviour by an official can result in a failure being called. It is important therefore that the upright Judges are diligent in ensuring that they do not touch or catch a pole unless it is clearly falling away from the crossbar and/or uprights.

28.5 If, in making a trial, an athlete’s pole is broken, it shall not be counted as a failure and they shall be awarded a replacement trial.

Runway

28.6 The minimum length of the runway, measured from the “zero” line, shall be 40m and where

conditions permit, 45m. It shall have a width of $1.22\text{m} \pm 0.01\text{m}$ and shall be marked by white lines 50mm in width.

Note: For all tracks constructed before 1 January 2004 the runway may have a width of maximum 1.25m. However, when such a runway is fully resurfaced, the lane width shall comply with this Rule.

- 28.7 The maximum lateral inclination of the runway should be 1:100 (1%) unless special circumstances exist which justify World Athletics providing an exemption and, in the last 40m of the runway, the overall downward inclination in the direction of running shall not exceed 1:1000 (0.1%).

Apparatus

- 28.8 The take-off for the Pole Vault shall be from a box. It shall be constructed of suitable material, with rounded or soft upper edges and shall be sunk level with the runway, with or without the synthetic surface carried over the upper edges. Any synthetic covering must be within the allowed tolerances for the height of the box. It shall be 1.00m in length, measured along the inside of the bottom of the box, 0.60m in width at the front end and tapering to 0.15m in width at the bottom of the stop board. The length of the box at runway level and the depth of the stop board are determined by the angle of 105° formed between the base and the stop board. (Tolerances on dimensions and angles: $\pm 0.01\text{m}$ and $-0^\circ / +1^\circ$)

The base of the box shall slope from runway level at the front end to a vertical distance below ground level of 0.20m at the point where it meets the stop board. The box should be constructed in such a manner that the sides slope outwards and end next to the stop board at an angle of approximately 120° to the base.

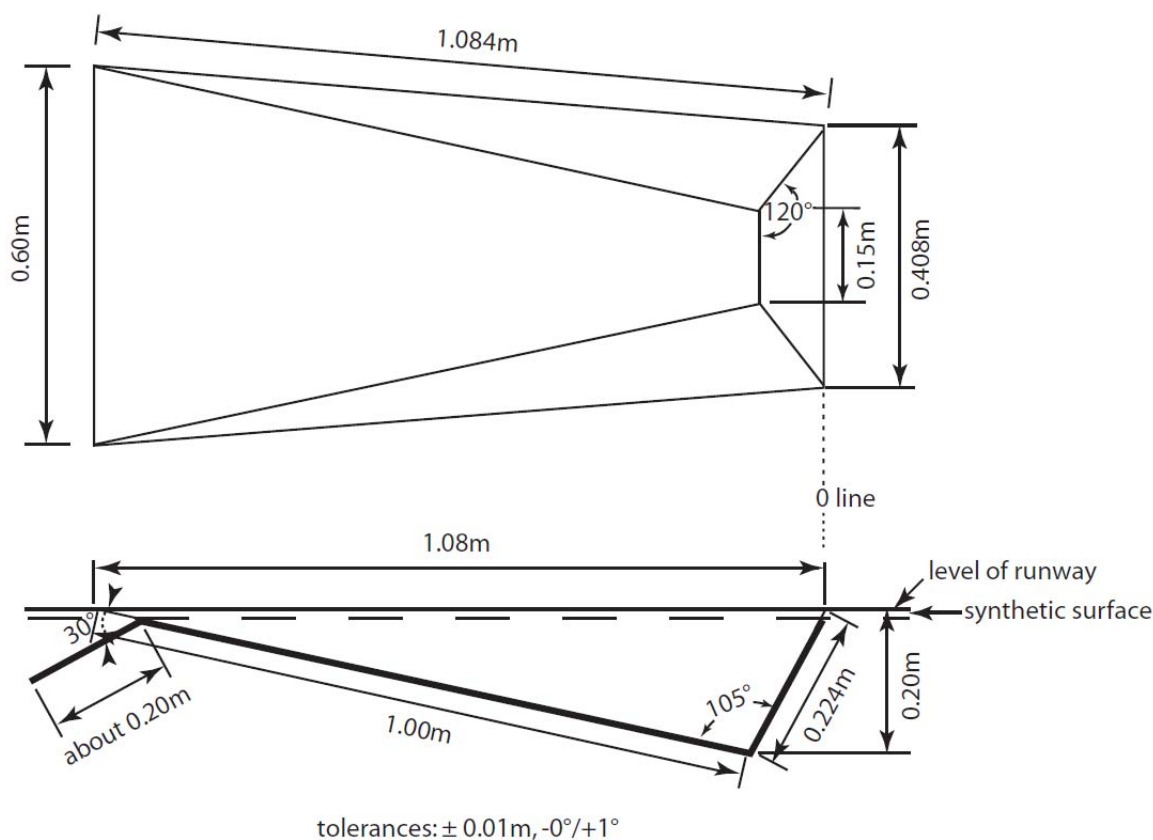


Figure (a) TR28 - Pole Vault box (top and side view)

Note: An athlete may place padding around the box for additional protection during any of their trials. The placement of such equipment shall be done within the time allowed for the athlete's trial and shall be removed by the athlete immediately after their trial is completed. At competitions under paragraphs 1. (a), (b), (c), (d) and 2. (a), (b) of the World Rankings Competition definition this shall be provided by the organisers.

- 28.9 Any style of uprights or posts may be used, provided they are rigid. The metallic structure of the base and the lower part of the uprights above the landing area must be covered with padding of appropriate material in order to provide protection to the athletes and the poles.
- 28.10 The crossbar shall rest on horizontal pegs so that if it is touched by an athlete or their pole, it will fall easily to the ground in the direction of the landing area. The pegs shall be without notches or indentations of any kind, of uniform thickness throughout and not more than 13mm in diameter.

They shall not extend more than 55mm from the supporting members, which shall be smooth. The vertical peg backings, which shall also be smooth and be constructed in a way that the crossbar cannot rest on the top of them, shall extend 35mm-40mm above the pegs.

The distance between the pegs shall be 4.28m-4.37m. The pegs shall not be of, or covered with, rubber or with any other material which has the effect of increasing the friction between them and the surface of the bar, nor may they have any kind of springs. The pegs should support the bar in the middle of the end pieces. The crossbar supports shall be at the same height above the surfaces supporting the two upright metal bases.

Note: To lessen the chance of injury to an athlete by their falling on the feet of the uprights, the pegs supporting the crossbar may be placed upon extension arms permanently attached to the uprights, thus allowing the uprights to be placed wider apart, without increasing the length of the crossbar (see Figure (b) TR28).

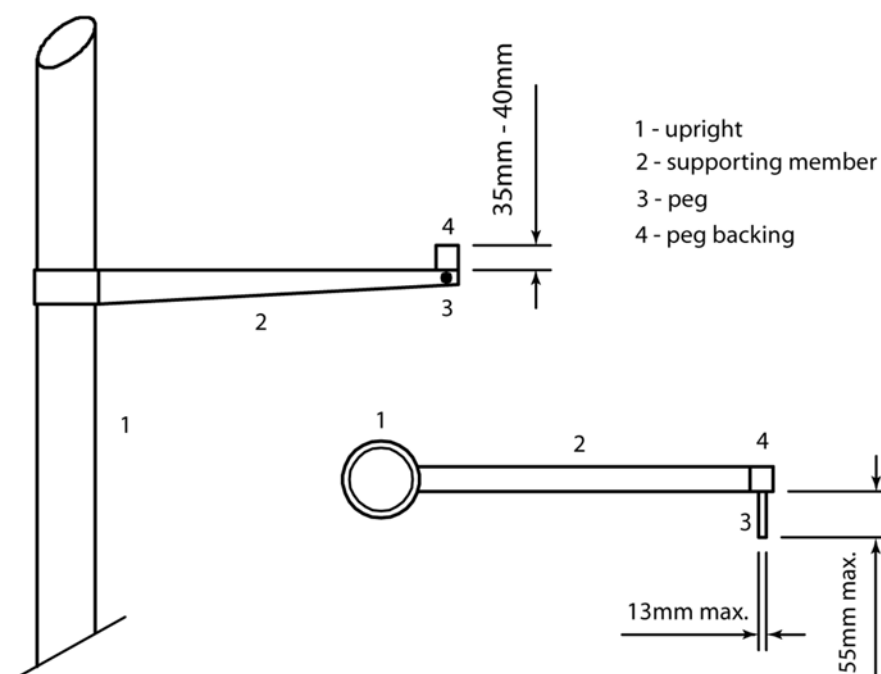


Figure (b) TR28 - Pole Vault crossbar support (view from landing area and top view)

Vaulting Poles

- 28.11 Athletes may use their own poles. No athlete shall use any other athlete's pole except with the

consent of the owner.

Note: If the Judges are aware, they shall direct any athlete not complying with this Rule to correct the situation. If the athlete does not, such trial(s) shall be a failure. It shall also be judged as a failure, if a trial is completed before the non-compliance is noticed. In all cases considered serious enough, Rules 7.1 and 7.3 of the Technical Rules may also be applied.

The pole may be of any material or combination of materials and of any length or diameter, but the basic surface must be smooth.

The pole may have layers of tape at the grip end (to protect the hand) and of tape and/or any other suitable material at the bottom end (to protect the pole). Any tape at the grip end must be uniform except for incidental overlapping and must not result in any sudden change in diameter, such as the creation of any “ring” on the pole.

Only “regular” taping in accordance with the Rule is allowed at the grip end of the pole - rings, loops and the like are not permitted. There be any restriction on how far up or down the pole such taping extends but it should be for the purpose for which it is intended - to protect the hand. There is, however, no restriction at the bottom end of the pole and, in general, any form of taping or protection is permitted there - provided it does not give the athlete any advantage.

Landing Area

28.12 For competitions under paragraphs 1. (a), (b), (c), (d) and 2. (a), (b) of the World Rankings Competition definition, the landing area shall be not smaller than 6m long (behind the zero line and excluding the front pieces) × 6m wide × 0.8m high. The front pieces must be at least 2m long.

The sides of the landing area nearest to the box shall be placed 0.10m to 0.15m from the box and shall slope away from the box at an angle of at least 45° and no more than 48° (see Figure (c) TR28).

For other competitions, the landing area should measure not less than 5m long (excluding the front pieces) × 5m wide × 0.8m high.

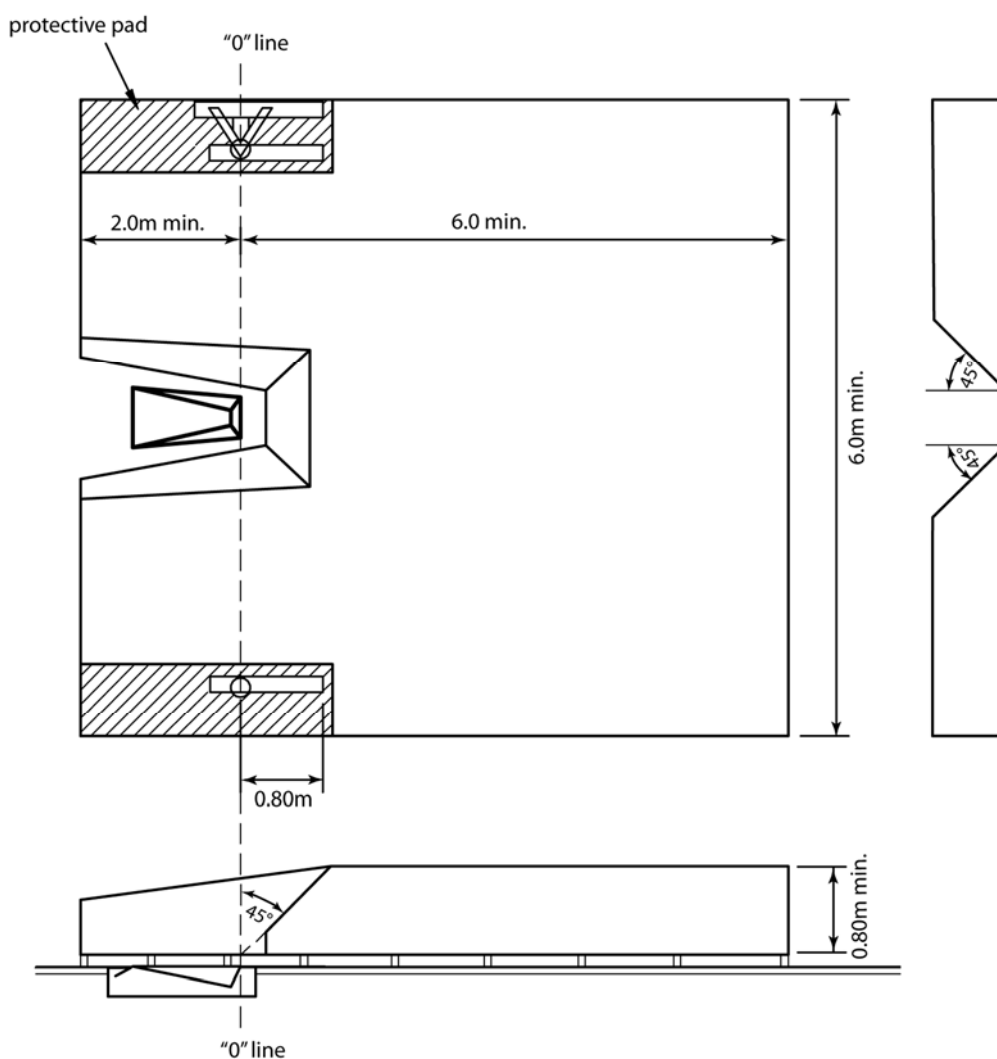


Figure (c) TR28- Pole Vault landing area (top and side views)

Team of Officials

For a Pole Vault event, it is recommended to allocate the available officials as follows:

- a. The Chief Judge will watch over the whole of the event and verify the measurements. They must be provided with two flags - white to indicate if the trial is valid and red if it is a failure. They must place themselves so as to manage two matters in particular:
 - i. Frequently it happens that the crossbar having been touched by an athlete trembles on the supports. The Chief Judge, depending on the position of the crossbar, must decide when the vibrating of the bar must be stopped and the appropriate flag raised – particularly the special situations covered in Rules 26.10 and 28.4 of the Technical Rules; and
 - ii. Since before the take-off, the athlete may not touch the ground beyond the vertical plane through the back end of the box they must place themselves in such manner as to be able to determine this.
- b. Two Judges, one on either side, in line with the back of the box, in charge of replacing the crossbar when it falls, and assisting the Chief Judge in applying the above Rules. They are also responsible for the correct placement of the upright as notified by the recorder according to the wishes of the athlete.

- c. Judge - a recorder noting the upright positions requested by the athletes, scoring the results sheet and calling the upright position and then each athlete (and the one who is to follow).
- d. Judge in charge of the scoreboard (trial-number-result).
- e. Judge in charge of the clock indicating to the athletes that they have a certain time to take their trial.
- f. Judge in charge of athletes.

Note (i): This is the traditional setting-up of the officials. In major competitions, where a data system and electronic scoreboards are available, specialised personnel are certainly required. To be clear in these cases, the progress and scoring of a Field Event is followed by both the recorder and by the data system.

Note (ii): Officials and equipment must be placed in such a way as not to obstruct the athlete's way nor impede the view of the spectators.

Note (iii): A space must be reserved for a wind-sock to indicate the wind direction and strength.